

はじめに

Blood オンラインのご利用開始にあたり、指定の URL にて画面登録作業が必要となります。下記に画面登録作業手順をご案内しますので、病院内のパソコンから登録ご手配をお願いします。

◆利用規定 (Agreement)

画面登録作業を完了することにより、出版社が定める利用規定に同意したことになります。Blood オンラインは利用規定に添ってご運用ください。

◆認証方法について

- ①IP アドレス認証： 病院様のグローバル IP アドレスを保有されている場合には、IP アドレスによる認証ができます。
- ②パスワード認証： IP アドレスを保有されていない病院様は、パスワード認証（管理者用 User Name/Password と同一）になります。

◆事前にご準備ください

登録作業はとても簡単です。作業開始前に次の項目を予めご準備いただくと円滑に手配いただけます。

管理者の方の情報（いずれも欧文表記）

First Name : ファースト・ネーム
Last Name : 苗字
Title : お役職
Email Address : e-mail アドレス
Telephone : 電話番号
Fax : ファクシミリ番号

管理者用 User Name/Password

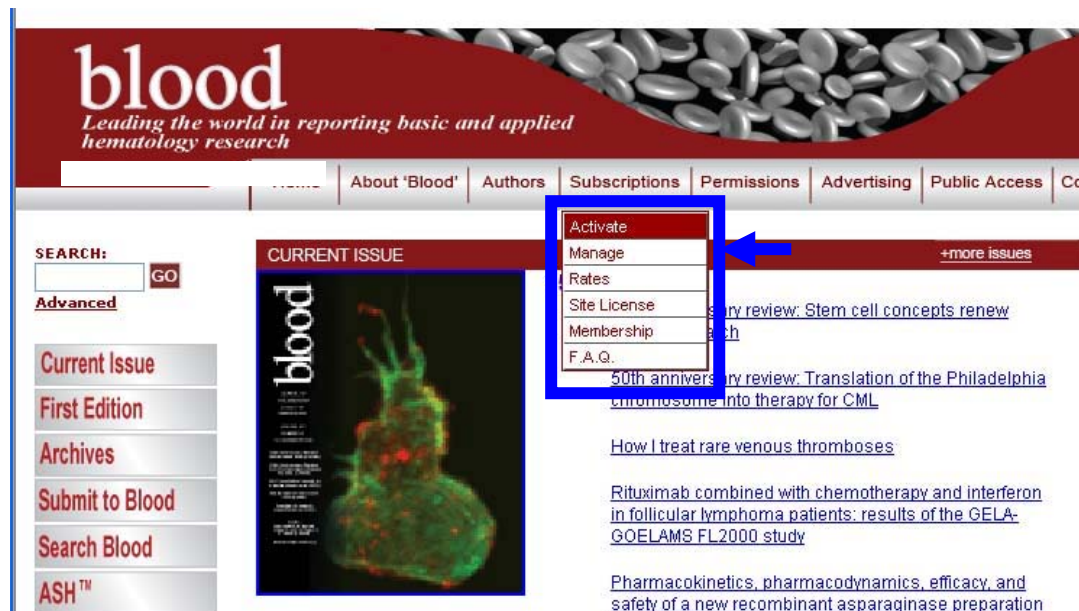
英数半角でご準備ください（例： Maruzen01/Nihombashi）
希望する User Name の候補は複数ご用意ください。
既に他機関が登録済みのこともあります。

IP アドレス

グローバル IP アドレスを保有されている病院様のみ

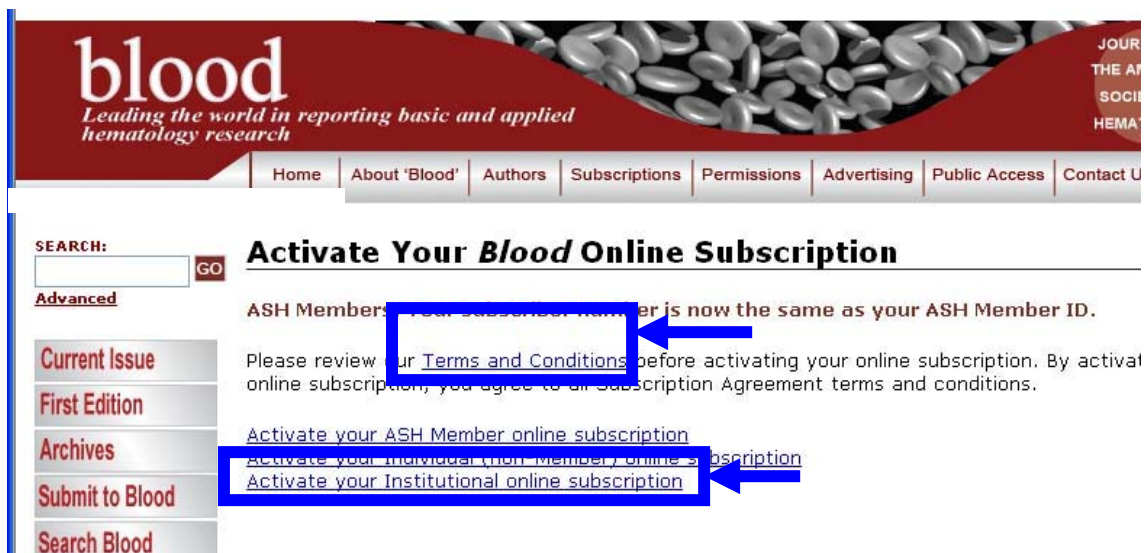
http://hematologylibrary.org/cgi/activate/ibasic

1) Subscriptions から Activate を選びます



2) Terms and Conditions が利用規程です。

必ず利用規程を読み同意してから登録を始めてください。同意したら **Activate your Institutional online subscription** をクリックする



3) 画面中央のボックスに購読者番号をいれて、Submit をクリックする

Home >

- Membership
- Meetings
- Publications
- Education & Careers
- Policy & Practice
- ASH Store

AMERICAN SOCIETY OF HEMATOLOGY
50
Conquering Blood Diseases -
From Research to Patient Care

Find a Hematologist
Hematology Library

Blood
Image B
Educatio
ASH-SAP
Abstract

Activate Your Online Subscription:
Enter your Subscriber Number:

ASH Members: Your subscriber number is now the same as your ASH Member ID.

Sample Label (subscriber number in red):

987654 DEC 15 01 V98 #13
JOHN DOE
123 MAIN STREET
NEW YORK, NY 10001

Activate Your Online Subscription:
Enter your Subscriber Number:

ever, if you choose not to accept

4) 必要事項を入力する <その1>

A. Subscribing Institution Information

Institution/Organization Name (病院名) は、予め入力されています。

The screenshot shows a Microsoft Internet Explorer browser window displaying the Hematology Library website. The address bar shows the URL: <http://hematologylibrary.org/cgi/activate/>. The page header features the text "helping hematologists conquer blood diseases" and navigation links: "About ASH | Patients | Media | Make a Gift | Corporate Supporters".

On the left side, there is a vertical menu with the following items: Home >, Membership, Meetings, Publications, Education & Careers, Policy & Practice, and ASH Store. Below this menu is the American Society of Hematology logo and a list of services: Find a Hematologist, Hematology Library, Blood, Image Bank, Education Program Book, ASH-SAP, and Abstract Search.

The main content area is titled "SUBSCRIPTIONS: HELP & SERVICES FOR ONLINE SUBSCRIBERS: ASH Institutional Subscription Activation". It includes a link for "[FAQ] [Terms and Conditions for Use]". Under the heading "INSTRUCTIONS:", the text reads: "Complete the following form to activate your subscription to the following products:"

- Blood Journal
All Content

- BEFORE completing this form**, make sure that you know the IP Address(es) for your institution. If you need assistance, contact your computer services department and show them our [Help with IP Addresses](#) page. This page contains **CRITICAL INFORMATION ABOUT IP ADDRESSES**. You will have to enter your institution's IP Addresses in Part II of the activation process.
- Complete parts A, B, C, and D THEN click Send Form.**
- The administrator contact person you specify will receive confirmation and any other necessary information via email.**

Below the instructions, there is a section titled "A. Subscribing Institution Information" with two input fields: "Institution/Organization Name:" and "Subscriber Number:". The "Institution/Organization Name" field is pre-filled with text.

5) 必要事項を入力する <その2>

B. Administrator Contact Information

First Name:

Last Name:

Title:

Email Address: (Please proof carefully.)

Telephone: (In case we need to contact you.)

Fax:

C. Administrator User Name and Password:

As the administrator of the subscription for your institution, you need to select a User Name and password. This User Name and password will only be used for administration purposes, and is **not** necessary to access journal content. Please do not share this password with anyone else. (If you forget your User Name and/or your password, we do have a way for you to get it back.)

Note: Passwords are case sensitive.

User Name: (Note: Only letters and/or numbers are allowed.)

Password:

Re-enter your Password: (for verification)

Log Me In: Leave this box checked if you want to be logged in when you unlock this box.

チェックボックスを外さなければ
6) Send Form をクリックした後、
IP 登録の画面にうつります。IP 登
録の画面に移らない場合は、7) 以
降の方法で登録してください。

B. Administrator Contact Information (管理者情報)

First Name : ファースト・ネーム
Last Name : 苗字
Title : お役職
Email Address : e-mail アドレス
Telephone : 電話番号
Fax : ファクシミリ番号

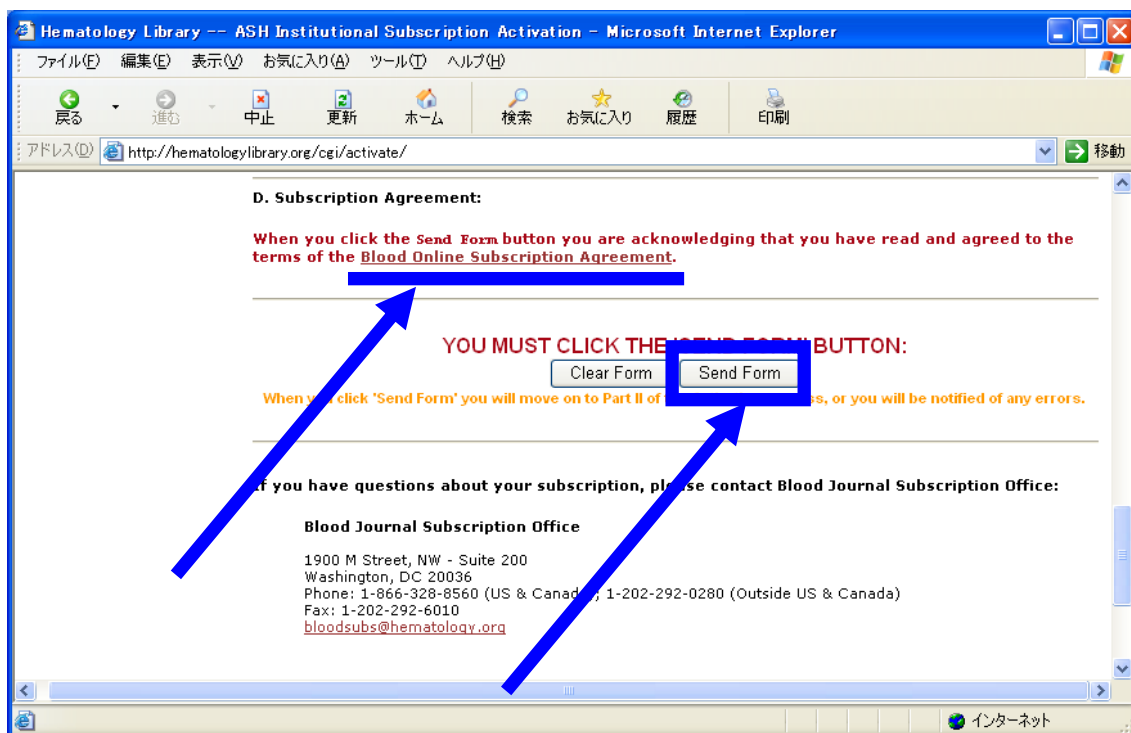
C. Administrator User Name and Password (管理者用 User Name/Password)

User Name : 管理者用 User Name
Password : 管理者用 Password
Re-enter your Password : パスワードをもう一度入力します

“There was a problem.”の表示が出たら...

* (アスタリスク) が付いた箇所を訂正し、再入力。(User Name に*が付くのは、他のユーザーが既に使用しているためです。別の User Name を入力)

6) 利用規定を確認して Send Form をクリックする



利用規定

Blood Online Subscription Agreement リンクをクリックして、内容を必ずお確かめください。

利用規定は、下記のように画面に表示されます

Hematology Library -- Terms and Conditions for Use - Microsoft Internet Explorer

ファイル(F) 編集(E) 表示(V) お気に入り(A) ツール(T) ヘルプ(H)

アドレス(A) http://hematologylibrary.org/misc/terms.dtl 移動

AMERICAN SOCIETY OF HEMATOLOGY

helping hematologists conquer blood diseases

About ASH | Patients | Media | Make a Gift | Corporate Supporters

Home >

Membership

Meetings

Publications

Education & Careers

Policy & Practice

ASH Store

AMERICAN SOCIETY OF HEMATOLOGY

Find a Hematologist
Hematology Library
Blood
Image Bank
Education Program Book
ASH-SAP
Abstract Search

Terms & Conditions for use of Hematology Library Online

Copyright / Proprietary Rights Notice

Unless otherwise noted, the **Publisher** holds the copyright on all materials published in the **Journal**, whether in print or electronic form, both as a compilation and as individual articles. All Journal content is subject to "fair use" provisions of U.S. or applicable international copyright laws (see <http://www.copyright.gov/title17/92chap1.html>).

The following guidelines apply to individual users:

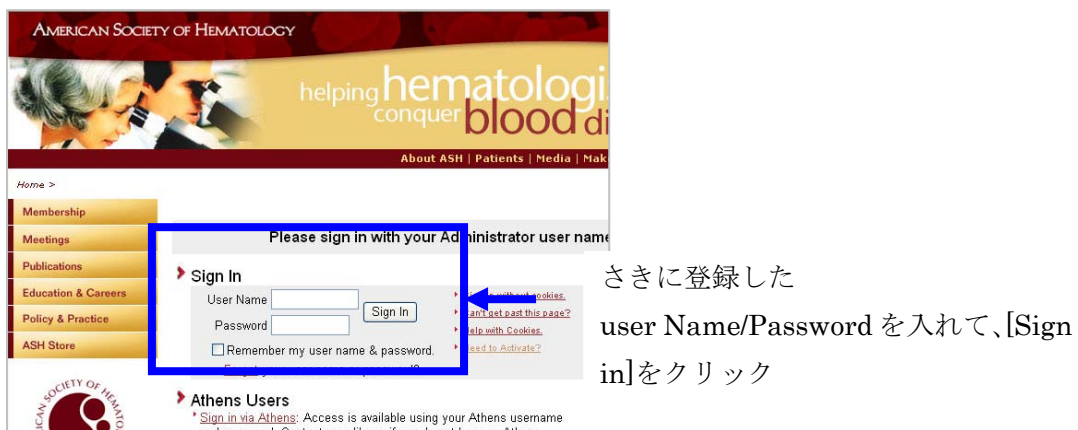
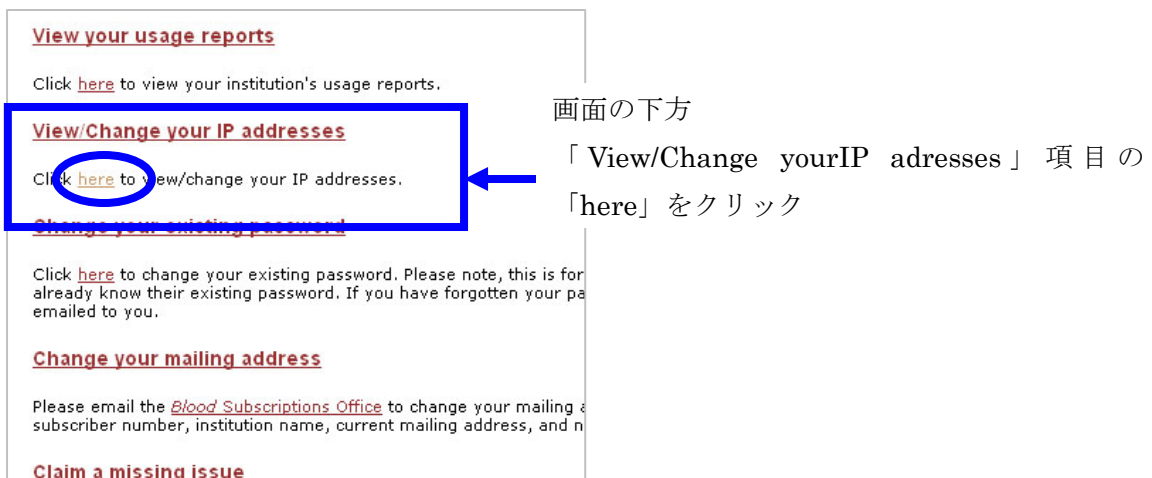
1. Individuals may view, download, print, or save Journal content for the purposes of research, teaching, and/or private study. Systematic downloading (by robots or other automatic processes) is prohibited without explicit Publisher approval.
2. Customer or member account numbers are provided to individuals for their personal use only. Individuals may not share their username or password without the Publisher's permission.
3. Individuals may not reproduce, post, redistribute, sell, modify or create a derivative work of any Journal content, without prior, express written permission of the Publisher. Permission is granted, however, to provide a limited amount of print or electronic Journal content for purposes of regulatory approval, patent and/or trademark applications or other legal or regulatory purposes.
4. Any use and/or copies of this Journal in whole or in part, must include the customary bibliographic citation, including author attribution, date, article title, the Journal name and its URL (web site address) and MUST include the copyright notice. Individuals may not remove, cover, overlay, obscure, block, or change any copyright notices, legends, or terms of use.
5. For permissions to reprint or copy Journal content beyond that permitted by Section 107 or 108 of the U.S. Copyright Law, contact the [Copyright Clearance Center](#). The fee code for users of the Transactional Reporting Service appears in each abstract and full text article.

Guidelines for Institutional Subscribers can be found [here](#).

Disclaimer of Warranty

インターネット

7) IP アドレスを入力します。(IP アドレスを保有している病院様のみ)



IP アドレスを入力して、Save をクリックします。

The screenshot shows a Microsoft Internet Explorer browser window displaying the website 'EBM - View or Change Subscription Information'. The page title is 'View or Change IP Addresses'. The main content area contains the following text:

SUBSCRIPTIONS: HELP & SERVICES FOR ONLINE SUBSCRIBERS:
View or Change IP Addresses

[Add/Modify IP Groups at HighWire](#)
[Add/Edit Excluded IPs](#)

INSTRUCTIONS:

1. Read the Help Section
 For more detailed information, help with wildcards, ranges, and examples of how to enter IP addresses, please read [Help with IP Addresses](#).

2. Edit your Institution's IP Address(es)
 Click Save when you are finished.

Below the instructions, there is a large empty text input field. A blue arrow points from the right side of the page to this input field. Below the input field is a 'Save' button. Another blue arrow points from the right side of the page to the 'Save' button.

The browser's address bar shows the URL: <http://www.ebmonline.org/cgi/ipupdate?update=true>. The taskbar at the bottom shows several open applications, including 'EBM -- V...', 'VT282E for ...', 'Highwire1 - ...', '工事中', 'EJ業務ファイ...', and 'Microsoft E...'. The system clock shows 11:20.

<ご注意ください>

※ IP アドレス認証ができる病院様は、IP アドレスを入力して Save をクリックします。

※ IP アドレス認証が出来ない病院様は、何も入力せずに Save。

Save をクリックすると、次画面に登録完了のメッセージが表示されます。

(これで登録は完了です。)

<Blood オンラインをご利用になるには・・・>

画面登録が完了次第、Blood オンラインをご利用いただけます。

Blood オンラインへのアクセスには、下記 URL をご指定ください。

Blood オンライン

<http://bloodjournal.hematologylibrary.org/>

2008.12.15 現在