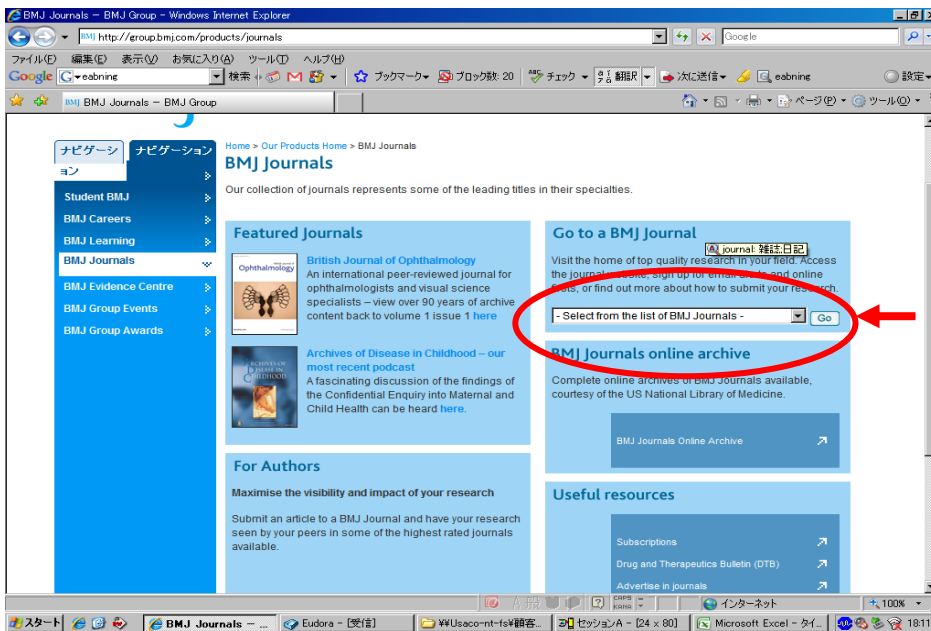


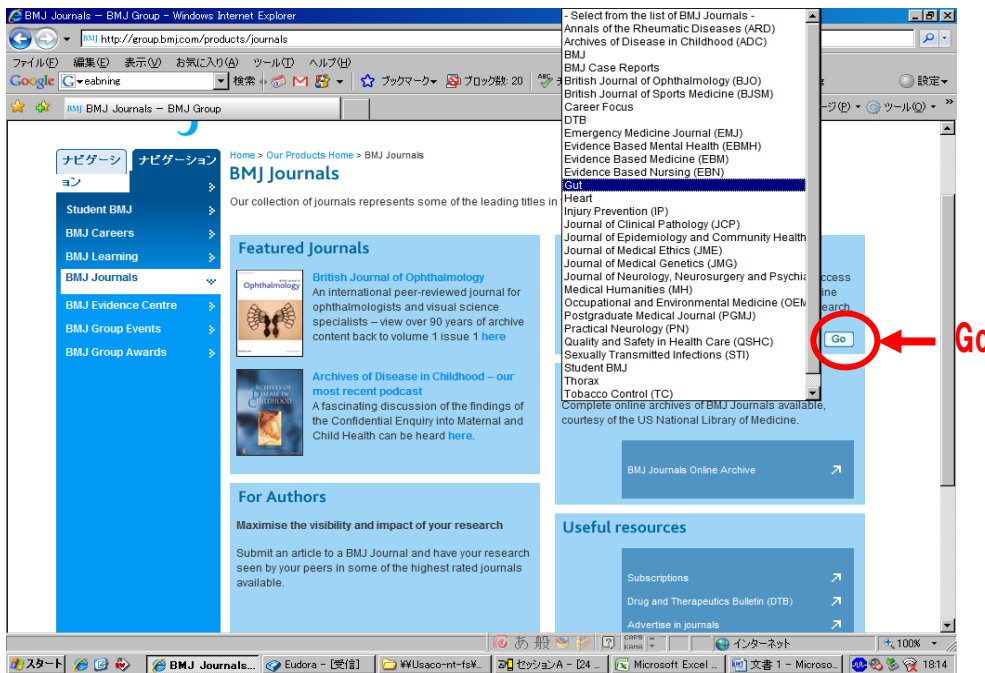
■BMJ ホームページからタイトルを選択して利用する場合

<http://group.bmj.com/products/journals>

＜図1＞タイトル選択の入り口



＜図2＞「Select form the list of BMJ Journals」から“Gut”を選択し、「Go」をクリック。



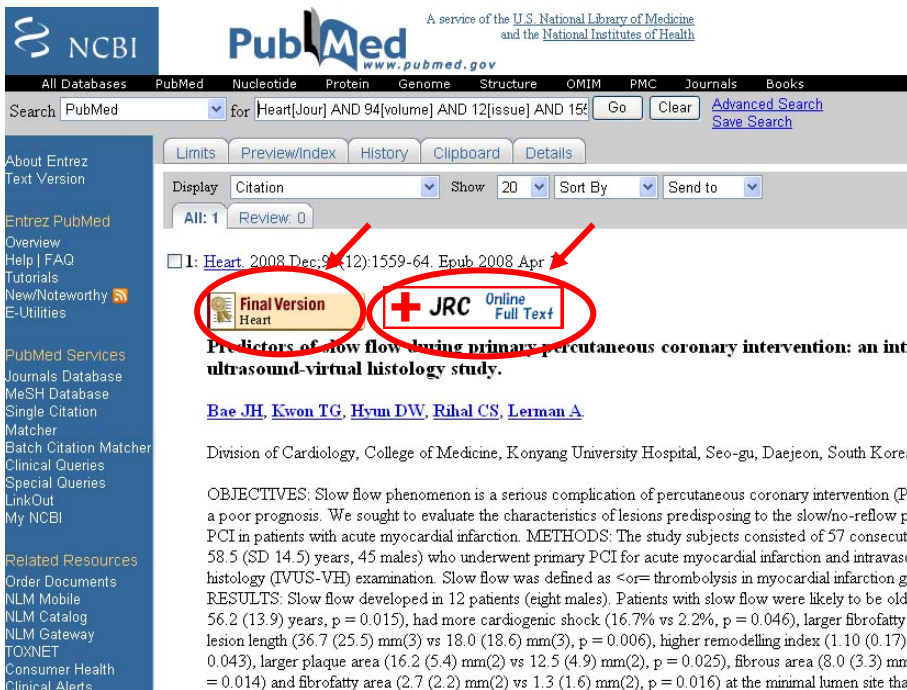
<図3> Gut のジャーナルトップが表示されました。



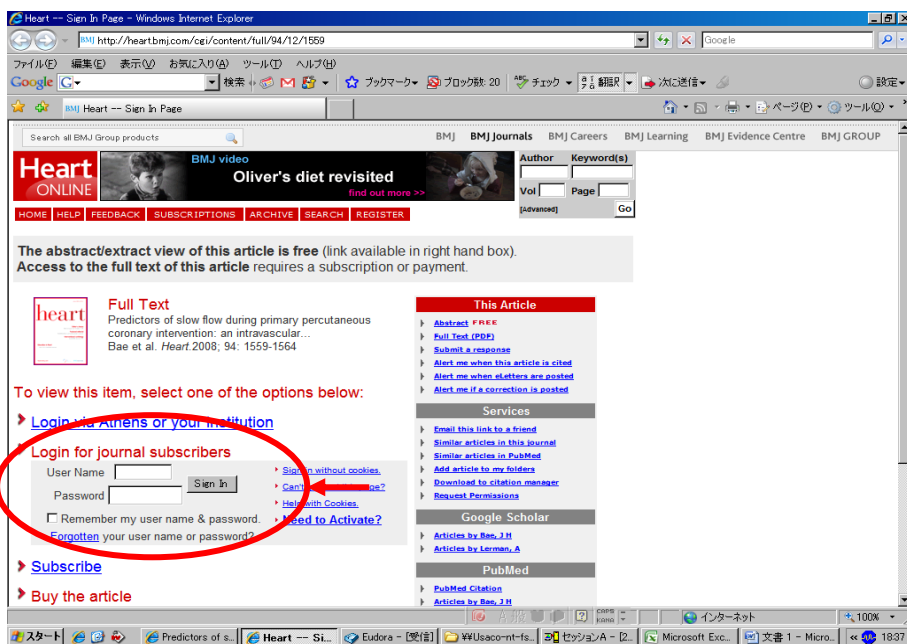
■ PubMed の検索結果から利用する場合

日本赤十字社専用 PubMed [http://www.ncbi.nlm.nih.gov/sites/entrez?dr=citation&myncbishare=ijprectoklib&holding=ijprectoklib\\_ff](http://www.ncbi.nlm.nih.gov/sites/entrez?dr=citation&myncbishare=ijprectoklib&holding=ijprectoklib_ff)

<図4> PubMed の検索で “Heart” がヒットしました。“JRC” または “FinalVersion” アイコンをクリック。契約タイトル、フリータイトルにアイコンが表示されます。



<図5> 目的の論文です。ID/PW 利用の場合は、UserName と Password を入力します。  
IP 方式の場合にはこの確認が無くそのまま利用可能となります。



■ 管理者用の ID/PW の変更について (IP アドレス利用の場合)

1) View/Change User Information をクリックします。



- 2) IP アドレスの変更 → View/Change IP Addresses  
 Usernames and Passwords の変更 → View/Change Public Usernames and Passwords  
 Profiles (担当者情報) の変更 → View/Change Shibboleth Profiles

BMJ Journals Administrator: Japanese Red Cross Medical Center | [View/Change Information](#) | [Sign Out](#)

[SUBSCRIPTIONS HELP](#)

## View or Change Your Account Information

[View/Change IP Addresses](#)  
[View/Change Public Usernames and Passwords](#)  
[View/Change Shibboleth Profiles](#)

To update the information, change the desired fields and click Send Update. You will receive email confirmation of the changes.

Modifying your email address will also change the recipient address of any email-alerts owned by this account.

Customer Number:

Institution/Organization Name:

**Administrator Contact Information**

Title:

\*First Name:

\*Last Name:

Email:

Phone:

Fax Number:

**OpenURL Information**

Resolver Base URL:

Link Text:

**Note: Passwords are case sensitive**

- 3) 変更終了したら「Sign out」をクリックしてください。

BMJ Journals Administrator: Japanese Red Cross Medical Center | [View/Change User Information](#) | [Sign Out](#)

## Sign Out

Are you sure you want to Sign Out? To cancel, simply use the "Back" button on your browser to return to the previous page.

When you entered your user name and password earlier, you "signed in." This allowed you to view subscriber-only content.

Signing Out removes your Sign In information from your computer. The next time you access content in BMJ Journals Online, you will need to re-enter your User Name and Password, even if you selected "Auto Sign In" on the Sign In page.

If you use a computer that others have access to, we strongly recommend that you sign out once you are finished using BMJ Journals Online. If you do not, then others can modify your account and take over your subscription.

It is quite likely that you do not want this to happen, so we recommend that you sign out once you are finished using BMJ Journals Online. For the length of your subscription, you can always sign back in and view subscriber-only content whenever you wish.

[Home](#) | [Feedback](#) | [Subscriptions](#) | [Terms and conditions relating to subscriptions purchased online](#) | [Website terms and conditions](#) | [Privacy policy](#) | [Home | Top](#)

© BMJ Publishing Group Limited 2005. All rights reserved.